

# 51th APBF Open Pairs Final

## 2017-06-07

Final result

14 tables, 28 pairs. Number of boards: 54. Average: 702.0.

Rank	Pair	Score	%	Name	Session	%	Rank	Club
1	3	850.4	60.6	Shibnath Dey Sarkar - Pranab Kumar Bardhan	410.4	56.4	4	O
2	7	818.0	58.3	Pauline Gumby - Warren Lazer	424.0	58.2	2	O
3	26	796.4	56.7	Dick Shek - Jens Rasmussen	371.4	51.0	13	O
4	13	787.7	56.1	Terence Brown - Peter Buchen	400.7	55.0	5	O
5	1	785.8	56.0	Ben Thompson - Renee Cooper	413.8	56.8	3	O
6	15	764.2	54.4	Joyjit Sensarma - R Krishnan	425.2	58.4	1	O
7	16	749.2	53.4	Hyoungryun Kim - Mirye Chang	376.2	51.7	11	O
8	18	743.5	53.0	Li Lan - Leong Jia Min	389.0	53.4	7	O
9	19	740.6	52.8	George Smolanko - Jonathan Free	339.6	46.7	21	O
10	4	724.6	51.6	Ding Yuanzhe - Jiang Tong	386.6	53.1	8	O
11	5	724.3	51.6	Christy Geromboux - John Newman	398.3	54.7	6	O
12	24	709.6	50.5	Hansang Lee - Jaemin Chun	381.6	52.4	10	O
13	11	705.4	50.2	Aloke Kumar Sadhu - Partha Sarathi Mukhopadhy	356.4	49.0	16	O
14	2	696.2	49.6	Jaturong Sasibut - Wanchai Danwachira	374.2	51.4	12	O
15	20	694.2	49.4	Ashok Ruia - R Sreekrishnan	356.2	48.9	17	O
16	12	690.0	49.1	Simon Hinge - Robert van Riel	343.0	47.1	20	O
17	9	682.6	48.6	Heng Aik Koan - Liao Kuo Tang	382.6	52.6	9	O
18	27	681.6	48.5	Leo Cheung - Edwin Lau	328.6	45.1	24	O
19	6	663.4	47.2	Kuo-Wen Chen - Yun-An Chen	324.4	44.6	25	O
20	10	649.8	46.3	Bruce Neill - Avinash Kanetkar	329.8	45.3	23	O
21	28	642.0	45.7	Chua Gang - Seet Chong Cheng	338.0	46.4	22	O
22	25	641.7	45.7	Tadashi Yoshida - Ina Yu	347.7	47.8	18	O
23	22	641.3	45.7	Marianne Kamarkar - Rupa Bakeri	305.3	41.9	26	O
24	21	634.4	45.2	Ahmed Alruwayeh - Saud Altatan	294.4	40.4	28	O
25	14	632.8	45.1	Youngmee Kim - Dai Jianming	369.8	50.8	14	O
26	17	603.3	43.0	Baron Ng - Tony Lau	363.3	49.9	15	O
27	23	597.0	42.5	Jaiyong Ahn - Jackie Sohn	297.0	40.8	27	O
28	8	578.7	41.2	Badal Chandra Das - Arun Jain	343.7	47.2	19	O

# 51th APBF Open Pairs Final

# Final result

## 2017-06-07

14 tables, 28 pairs. Number of boards: 54. Average: 702.0.

<p><b>1</b></p> <p>A753 A7543 42 96</p> <p>J102      KQ Q108      KJ92 A1086      K973 A103      J84</p> <p>9864 6 QJ5 KQ752</p> <p>#    <b>Result</b>    <b>Score</b></p> <p>1    140      26.0 0.0 1    50       24.0 2.0 1    -100     22.0 4.0 1    -120     20.0 6.0 5    -150     14.0 12.0 3    -400     6.0 20.0 1    -430     2.0 24.0 1    -800     0.0 26.0</p>	<p><b>2</b></p> <p>AJ652 75 J54 K102</p> <p>874      KQ10 6        AK8432 9863      AKQ QJ876      A</p> <p>93 QJ109 1072 9543</p> <p>#    <b>Result</b>    <b>Score</b></p> <p>1    150      26.0 0.0 1    100      24.0 2.0 2    50       21.0 5.0 1    -90      18.0 8.0 1    -130     16.0 10.0 2    -170     13.0 13.0 4    -420     7.0 19.0 2    -430     1.0 25.0</p>	<p><b>3</b></p> <p>J106432 74 J3 QJ9</p> <p>AKQ7      985 62        K53 K1097      A86 872        K1054</p> <p>---</p> <p>AQJ1098 Q542 A63</p> <p>#    <b>Result</b>    <b>Score</b></p> <p>1    530      26.0 0.0 3    200      22.0 4.0 3    140      16.0 10.0 4    110      9.0 17.0 2    -50      3.0 23.0 1    -100     0.0 26.0</p>	<p><b>4</b></p> <p>J86 Q975 87 9653</p> <p>KQ2      10543 J10      A2 AQJ1042    65 K10      A8742</p> <p>A97 K8643 K93 QJ</p> <p>#    <b>Result</b>    <b>Score</b></p> <p>1    200      26.0 0.0 3    -150     22.0 4.0 10   -600     9.0 17.0</p>
<p><b>5</b></p> <p>J5432 753 1075 92</p> <p>976      K10 K4      QJ92 J982      A K1085      AQJ764</p> <p>AQ8 A1086 KQ643 3</p> <p>#    <b>Result</b>    <b>Score</b></p> <p>2    100      25.0 1.0 2    -130     21.0 5.0 4    -150     15.0 11.0 4    -400     7.0 19.0 2    -430     1.0 25.0</p>	<p><b>6</b></p> <p>AJ964 AKQ10 108 94</p> <p>8      Q7532 8743    J965 KQ954    73 Q53      82</p> <p>K10 2 AJ62 AKJ1076</p> <p>#    <b>Result</b>    <b>Score</b></p> <p>1    990      26.0 0.0 1    920      24.0 2.0 3    490      20.0 6.0 1    460      16.0 10.0 7    -50      8.0 18.0 1    -250     0.0 26.0</p>	<p><b>7</b></p> <p>Q653 9653 84 K107</p> <p>1097      K42 K4        J72 J3        AK2 AQJ985    6432</p> <p>AJ8 AQ108 Q109765 ---</p> <p>#    <b>Result</b>    <b>Score</b></p> <p>1    930      26.0 0.0 2    200      23.0 3.0 10   100      11.0 15.0 1    -120     0.0 26.0</p>	<p><b>8</b></p> <p>32 AK8 A10542 AK4</p> <p>AJ75      K1094 10962      J5 76        Q3 1073      QJ982</p> <p>Q86 Q743 KJ98 65</p> <p>#    <b>Result</b>    <b>Score</b></p> <p>3    460      24.0 2.0 7    430      14.0 12.0 3    400      4.0 22.0 1    -50      0.0 26.0</p>

# 51th APBF Open Pairs Final

# Final result

## 2017-06-07

14 tables, 28 pairs. Number of boards: 54. Average: 702.0.

<p><b>9</b></p> <p>K73 --- K987543 K82</p> <p>J10652      AQ984 972      3 J2      Q6 A106      J9754</p> <p>--- AKQJ108654 A10 Q3</p> <p>#    Result    Score 6    980      21.0 5.0 5    510      10.0 16.0 1    480      4.0 22.0 1    -50      2.0 24.0 1    -100     0.0 26.0</p>	<p><b>10</b></p> <p>8642 104 K73 Q742</p> <p>AQ      K75 Q752    3 Q1082   AJ964 J85      K963</p> <p>J1093 AKJ986 5 A10</p> <p>#    Result    Score 1    140      26.0 0.0 1    80      24.0 2.0 4    -130     19.0 7.0 3    -150     12.0 14.0 1    -200     8.0 18.0 1    -500     6.0 20.0 2    -600     3.0 23.0 1    -800     0.0 26.0</p>	<p><b>11</b></p> <p>KQJ84 86 106 QJ63</p> <p>A3      765 A93      KQJ54 KJ5      A74 AK1075   84</p> <p>1092 1072 Q9832 92</p> <p>#    Result    Score 1    100      26.0 0.0 1    50      24.0 2.0 1    -420     22.0 4.0 1    -430     20.0 6.0 6    -450     13.0 13.0 3    -480     4.0 22.0 1    -990     0.0 26.0</p>	<p><b>12</b></p> <p>AQ84 Q109 K6 AQ106</p> <p>K7      J932 6542    K83 Q52      10983 K532      98</p> <p>1065 AJ7 AJ74 J74</p> <p>#    Result    Score 7    690      20.0 6.0 6    660      7.0 19.0 1    630      0.0 26.0</p>
<p><b>13</b></p> <p>K102 7653 10853 Q8</p> <p>Q3      J9754 AK4      Q98 7642      AQ KJ107      962</p> <p>A86 J102 KJ9 A543</p> <p>#    Result    Score 1    300      26.0 0.0 1    200      24.0 2.0 2    120      21.0 5.0 1    100      18.0 8.0 3    90      14.0 12.0 2    -100     9.0 17.0 1    -110     6.0 20.0 1    -120     4.0 22.0 1    -140     2.0 24.0 1    -200     0.0 26.0</p>	<p><b>14</b></p> <p>K963 J83 J2 8543</p> <p>10852    A7 Q9754    A106 AK      10764 AK      QJ109</p> <p>QJ4 K2 Q9853 762</p> <p>#    Result    Score 1    -210     26.0 0.0 2    -400     23.0 3.0 10   -450     11.0 15.0 1    -460     0.0 26.0</p>	<p><b>15</b></p> <p>AQJ109 874 J53 Q2</p> <p>86      K753 52      A1093 Q1098764 --- J10      87654</p> <p>42 KQJ6 AK2 AK93</p> <p>#    Result    Score 1    690      26.0 0.0 12   660      13.0 13.0 1    600      0.0 26.0</p>	<p><b>16</b></p> <p>J5 42 J9432 A753</p> <p>AQ986    10 QJ109    A765 107      AK865 Q8      K92</p> <p>K7432 K83 Q J1064</p> <p>#    Result    Score 1    200      26.0 0.0 9    100      16.0 10.0 4    -620     3.0 23.0</p>

# 51th APBF Open Pairs Final

## 2017-06-07

Final result

14 tables, 28 pairs. Number of boards: 54. Average: 702.0.







<p><b>17</b> 9876 A10532 --- J875</p> <p>KJ32 876 KQ962 4</p> <p>AQ1054 J4 53 KQ92</p> <p>--- KQ9 AJ10874 A1063</p> <table border="1"> <thead> <tr> <th>#</th> <th>Result</th> <th>Score</th> </tr> </thead> <tbody> <tr><td>1</td><td>420</td><td>26.0 0.0</td></tr> <tr><td>3</td><td>300</td><td>22.0 4.0</td></tr> <tr><td>5</td><td>100</td><td>14.0 12.0</td></tr> <tr><td>1</td><td>50</td><td>8.0 18.0</td></tr> <tr><td>1</td><td>-200</td><td>6.0 20.0</td></tr> <tr><td>1</td><td>-300</td><td>4.0 22.0</td></tr> <tr><td>1</td><td>-500</td><td>2.0 24.0</td></tr> <tr><td>1</td><td>-800</td><td>0.0 26.0</td></tr> </tbody> </table>	#	Result	Score	1	420	26.0 0.0	3	300	22.0 4.0	5	100	14.0 12.0	1	50	8.0 18.0	1	-200	6.0 20.0	1	-300	4.0 22.0	1	-500	2.0 24.0	1	-800	0.0 26.0	<p><b>18</b> Q983 653 4 KQ743</p> <p>1064 J K1097 J42 AQ1087 KJ952 2 10986</p> <p>AK752 AQ8 63 AJ5</p> <table border="1"> <thead> <tr> <th>#</th> <th>Result</th> <th>Score</th> </tr> </thead> <tbody> <tr><td>8</td><td>680</td><td>19.0 7.0</td></tr> <tr><td>5</td><td>650</td><td>6.0 20.0</td></tr> <tr><td>1</td><td>100</td><td>0.0 26.0</td></tr> </tbody> </table>	#	Result	Score	8	680	19.0 7.0	5	650	6.0 20.0	1	100	0.0 26.0	<p><b>19</b> 976 J107 J953 K85</p> <p>J43 AKQ82 AK4 9863 108 A64 AQ1064 2</p> <p>105 Q52 KQ72 J973</p> <table border="1"> <thead> <tr> <th>#</th> <th>Result</th> <th>Score</th> </tr> </thead> <tbody> <tr><td>1</td><td>200</td><td>26.0 0.0</td></tr> <tr><td>1</td><td>100</td><td>24.0 2.0</td></tr> <tr><td>1</td><td>-620</td><td>22.0 4.0</td></tr> <tr><td>11</td><td>-650</td><td>10.0 16.0</td></tr> </tbody> </table>	#	Result	Score	1	200	26.0 0.0	1	100	24.0 2.0	1	-620	22.0 4.0	11	-650	10.0 16.0	<p><b>20</b> A96 Q108 J98 AJ32</p> <p>KJ1084 Q52 752 AJ9 K2 Q653 K107 Q65</p> <p>73 K643 A1074 984</p> <table border="1"> <thead> <tr> <th>#</th> <th>Result</th> <th>Score</th> </tr> </thead> <tbody> <tr><td>2</td><td>100</td><td>25.0 1.0</td></tr> <tr><td>1</td><td>90</td><td>22.0 4.0</td></tr> <tr><td>1</td><td>-100</td><td>20.0 6.0</td></tr> <tr><td>3</td><td>-110</td><td>16.0 10.0</td></tr> <tr><td>1</td><td>-120</td><td>12.0 14.0</td></tr> <tr><td>6</td><td>-140</td><td>5.0 21.0</td></tr> </tbody> </table>	#	Result	Score	2	100	25.0 1.0	1	90	22.0 4.0	1	-100	20.0 6.0	3	-110	16.0 10.0	1	-120	12.0 14.0	6	-140	5.0 21.0															
#	Result	Score																																																																																											
1	420	26.0 0.0																																																																																											
3	300	22.0 4.0																																																																																											
5	100	14.0 12.0																																																																																											
1	50	8.0 18.0																																																																																											
1	-200	6.0 20.0																																																																																											
1	-300	4.0 22.0																																																																																											
1	-500	2.0 24.0																																																																																											
1	-800	0.0 26.0																																																																																											
#	Result	Score																																																																																											
8	680	19.0 7.0																																																																																											
5	650	6.0 20.0																																																																																											
1	100	0.0 26.0																																																																																											
#	Result	Score																																																																																											
1	200	26.0 0.0																																																																																											
1	100	24.0 2.0																																																																																											
1	-620	22.0 4.0																																																																																											
11	-650	10.0 16.0																																																																																											
#	Result	Score																																																																																											
2	100	25.0 1.0																																																																																											
1	90	22.0 4.0																																																																																											
1	-100	20.0 6.0																																																																																											
3	-110	16.0 10.0																																																																																											
1	-120	12.0 14.0																																																																																											
6	-140	5.0 21.0																																																																																											
<p><b>21</b> K87 J109543 J 1084</p> <p>A QJ632 AQ82 7 AK754 Q9632 J96 Q7</p> <p>10954 K6 108 AK532</p> <table border="1"> <thead> <tr> <th>#</th> <th>Result</th> <th>Score</th> </tr> </thead> <tbody> <tr><td>1</td><td>-130</td><td>26.0 0.0</td></tr> <tr><td>1</td><td>-150</td><td>24.0 2.0</td></tr> <tr><td>9</td><td>-400</td><td>14.0 12.0</td></tr> <tr><td>2</td><td>-420</td><td>3.0 23.0</td></tr> <tr><td>1</td><td>-430</td><td>0.0 26.0</td></tr> </tbody> </table>	#	Result	Score	1	-130	26.0 0.0	1	-150	24.0 2.0	9	-400	14.0 12.0	2	-420	3.0 23.0	1	-430	0.0 26.0	<p><b>22</b> A53 K3 J1054 AJ53</p> <p>J62 KQ10984 AQ654 10 AQ83 --- Q K109764</p> <p>7 J9872 K9762 82</p> <table border="1"> <thead> <tr> <th>#</th> <th>Result</th> <th>Score</th> </tr> </thead> <tbody> <tr><td>1</td><td>500</td><td>26.0 0.0</td></tr> <tr><td>1</td><td>470</td><td>24.0 2.0</td></tr> <tr><td>1</td><td>200</td><td>22.0 4.0</td></tr> <tr><td>1</td><td>-50</td><td>20.0 6.0</td></tr> <tr><td>1</td><td>-500</td><td>18.0 8.0</td></tr> <tr><td>4</td><td>-620</td><td>13.0 13.0</td></tr> <tr><td>3</td><td>-650</td><td>6.0 20.0</td></tr> <tr><td>1</td><td>-800</td><td>2.0 24.0</td></tr> <tr><td>1</td><td>-850</td><td>0.0 26.0</td></tr> </tbody> </table>	#	Result	Score	1	500	26.0 0.0	1	470	24.0 2.0	1	200	22.0 4.0	1	-50	20.0 6.0	1	-500	18.0 8.0	4	-620	13.0 13.0	3	-650	6.0 20.0	1	-800	2.0 24.0	1	-850	0.0 26.0	<p><b>23</b> K 876 AK1063 KJ92</p> <p>97 A10864 KQJ109 A3 2 Q874 A10863 75</p> <p>QJ532 542 J95 Q4</p> <table border="1"> <thead> <tr> <th>#</th> <th>Result</th> <th>Score</th> </tr> </thead> <tbody> <tr><td>2</td><td>300</td><td>25.0 1.0</td></tr> <tr><td>5</td><td>100</td><td>18.0 8.0</td></tr> <tr><td>2</td><td>-110</td><td>11.0 15.0</td></tr> <tr><td>1</td><td>-120</td><td>8.0 18.0</td></tr> <tr><td>1</td><td>-200</td><td>6.0 20.0</td></tr> <tr><td>1</td><td>-300</td><td>4.0 22.0</td></tr> <tr><td>1</td><td>-500</td><td>2.0 24.0</td></tr> <tr><td>1</td><td>-800</td><td>0.0 26.0</td></tr> </tbody> </table>	#	Result	Score	2	300	25.0 1.0	5	100	18.0 8.0	2	-110	11.0 15.0	1	-120	8.0 18.0	1	-200	6.0 20.0	1	-300	4.0 22.0	1	-500	2.0 24.0	1	-800	0.0 26.0	<p><b>24</b> 54 A93 Q953 J972</p> <p>J106 Q982 Q1052 J8764 J104 62 654 KQ</p> <p>AK73 K AK87 A1083</p> <table border="1"> <thead> <tr> <th>#</th> <th>Result</th> <th>Score</th> </tr> </thead> <tbody> <tr><td>1</td><td>1100</td><td>26.0 0.0</td></tr> <tr><td>1</td><td>800</td><td>24.0 2.0</td></tr> <tr><td>11</td><td>460</td><td>12.0 14.0</td></tr> <tr><td>1</td><td>170</td><td>0.0 26.0</td></tr> </tbody> </table>	#	Result	Score	1	1100	26.0 0.0	1	800	24.0 2.0	11	460	12.0 14.0	1	170	0.0 26.0
#	Result	Score																																																																																											
1	-130	26.0 0.0																																																																																											
1	-150	24.0 2.0																																																																																											
9	-400	14.0 12.0																																																																																											
2	-420	3.0 23.0																																																																																											
1	-430	0.0 26.0																																																																																											
#	Result	Score																																																																																											
1	500	26.0 0.0																																																																																											
1	470	24.0 2.0																																																																																											
1	200	22.0 4.0																																																																																											
1	-50	20.0 6.0																																																																																											
1	-500	18.0 8.0																																																																																											
4	-620	13.0 13.0																																																																																											
3	-650	6.0 20.0																																																																																											
1	-800	2.0 24.0																																																																																											
1	-850	0.0 26.0																																																																																											
#	Result	Score																																																																																											
2	300	25.0 1.0																																																																																											
5	100	18.0 8.0																																																																																											
2	-110	11.0 15.0																																																																																											
1	-120	8.0 18.0																																																																																											
1	-200	6.0 20.0																																																																																											
1	-300	4.0 22.0																																																																																											
1	-500	2.0 24.0																																																																																											
1	-800	0.0 26.0																																																																																											
#	Result	Score																																																																																											
1	1100	26.0 0.0																																																																																											
1	800	24.0 2.0																																																																																											
11	460	12.0 14.0																																																																																											
1	170	0.0 26.0																																																																																											

# 51th APBF Open Pairs Final

Final result

2017-06-07

14 tables, 28 pairs. Number of boards: 54. Average: 702.0.

<p><b>25</b> 642 J10 KQ642 Q74</p> <p>Q9753 10 K8  AQ96 AJ  1095 AK108 J6532</p> <p>AKJ8 75432 873 9</p> <table border="1"> <thead> <tr> <th>#</th> <th>Result</th> <th>Score</th> </tr> </thead> <tbody> <tr><td>1</td><td>100</td><td>26.0 0.0</td></tr> <tr><td>1</td><td>-50</td><td>24.0 2.0</td></tr> <tr><td>1</td><td>-80</td><td>22.0 4.0</td></tr> <tr><td>2</td><td>-100</td><td>19.0 7.0</td></tr> <tr><td>4</td><td>-150</td><td>13.0 13.0</td></tr> <tr><td>3</td><td>-300</td><td>6.0 20.0</td></tr> <tr><td>2</td><td>-600</td><td>1.0 25.0</td></tr> </tbody> </table>	#	Result	Score	1	100	26.0 0.0	1	-50	24.0 2.0	1	-80	22.0 4.0	2	-100	19.0 7.0	4	-150	13.0 13.0	3	-300	6.0 20.0	2	-600	1.0 25.0	<p><b>26</b> 1042 2 9753 Q9653</p> <p>AQJ5 K93 AK8 J764 KJ2  106 A108 KJ74</p> <p>876 Q10953 AQ84 2</p> <table border="1"> <thead> <tr> <th>#</th> <th>Result</th> <th>Score</th> </tr> </thead> <tbody> <tr><td>4</td><td>-630</td><td>23.0 3.0</td></tr> <tr><td>5</td><td>-660</td><td>14.0 12.0</td></tr> <tr><td>4</td><td>-690</td><td>5.0 21.0</td></tr> <tr><td>1</td><td>-1440</td><td>0.0 26.0</td></tr> </tbody> </table>	#	Result	Score	4	-630	23.0 3.0	5	-660	14.0 12.0	4	-690	5.0 21.0	1	-1440	0.0 26.0	<p><b>27</b> K2 AJ10965 J6 AQ4</p> <p>J64 Q5 2 KQ87 Q742  103 K9863 J10752</p> <p>A109873 43 AK985 ---</p> <table border="1"> <thead> <tr> <th>#</th> <th>Result</th> <th>Score</th> </tr> </thead> <tbody> <tr><td>1</td><td>480</td><td>25.9 0.1</td></tr> <tr><td>3</td><td>450</td><td>21.6 4.4</td></tr> <tr><td>1</td><td>430</td><td>17.3 8.7</td></tr> <tr><td>3</td><td>420</td><td>13.0 13.0</td></tr> <tr><td>3</td><td>-50</td><td>6.5 19.5</td></tr> <tr><td>2</td><td>-100</td><td>1.2 24.8</td></tr> <tr><td>1</td><td>60%/0%</td><td>15.6 0.0</td></tr> </tbody> </table>	#	Result	Score	1	480	25.9 0.1	3	450	21.6 4.4	1	430	17.3 8.7	3	420	13.0 13.0	3	-50	6.5 19.5	2	-100	1.2 24.8	1	60%/0%	15.6 0.0	<p><b>28</b> 83 Q10953 Q942 83</p> <p>--- KQJ10964 A7  J64 A63  75 AKJ97642 Q</p> <p>A752 K82 KJ108 105</p> <table border="1"> <thead> <tr> <th>#</th> <th>Result</th> <th>Score</th> </tr> </thead> <tbody> <tr><td>4</td><td>100</td><td>22.7 3.3</td></tr> <tr><td>4</td><td>50</td><td>14.1 11.9</td></tr> <tr><td>2</td><td>-420</td><td>7.6 18.4</td></tr> <tr><td>1</td><td>-450</td><td>4.4 21.6</td></tr> <tr><td>1</td><td>-480</td><td>2.2 23.8</td></tr> <tr><td>1</td><td>-980</td><td>0.1 25.9</td></tr> <tr><td>1</td><td>60%/0%</td><td>15.6 0.0</td></tr> </tbody> </table>	#	Result	Score	4	100	22.7 3.3	4	50	14.1 11.9	2	-420	7.6 18.4	1	-450	4.4 21.6	1	-480	2.2 23.8	1	-980	0.1 25.9	1	60%/0%	15.6 0.0
#	Result	Score																																																																																								
1	100	26.0 0.0																																																																																								
1	-50	24.0 2.0																																																																																								
1	-80	22.0 4.0																																																																																								
2	-100	19.0 7.0																																																																																								
4	-150	13.0 13.0																																																																																								
3	-300	6.0 20.0																																																																																								
2	-600	1.0 25.0																																																																																								
#	Result	Score																																																																																								
4	-630	23.0 3.0																																																																																								
5	-660	14.0 12.0																																																																																								
4	-690	5.0 21.0																																																																																								
1	-1440	0.0 26.0																																																																																								
#	Result	Score																																																																																								
1	480	25.9 0.1																																																																																								
3	450	21.6 4.4																																																																																								
1	430	17.3 8.7																																																																																								
3	420	13.0 13.0																																																																																								
3	-50	6.5 19.5																																																																																								
2	-100	1.2 24.8																																																																																								
1	60%/0%	15.6 0.0																																																																																								
#	Result	Score																																																																																								
4	100	22.7 3.3																																																																																								
4	50	14.1 11.9																																																																																								
2	-420	7.6 18.4																																																																																								
1	-450	4.4 21.6																																																																																								
1	-480	2.2 23.8																																																																																								
1	-980	0.1 25.9																																																																																								
1	60%/0%	15.6 0.0																																																																																								