

51th APBF Open Pairs Final**2017-06-07**

14 tables, 28 pairs. Number of boards: 26. Average: 338.0. Tiebreak.

**Result
Session 1**







Rank	Pair	Score	%	Tie	Name	Pen	Club
1	3	440.0	65.1		Shibnath Dey Sarkar - Pranab Kumar Bardhan		O
2	26	425.0	62.9		Dick Shek - Jens Rasmussen		O
3	19	401.0	59.3		George Smolanko - Jonathan Free		O
4	7	394.0	58.3		Pauline Gumby - Warren Lazer		O
5	13	387.0	57.2		Terence Brown - Peter Buchen		O
6	16	373.0	55.2		Hyoungryun Kim - Mirye Chang		O
7	1	372.0	55.0		Ben Thompson - Renee Cooper		O
8	18	354.5	52.4		Li Lan - Leong Jia Min	-6.5	O
9	27	353.0	52.2		Leo Cheung - Edwin Lau		O
10	11	349.0	51.6		Aloke Kumar Sadhu - Partha Sarathi Mukhopadhy		O
11	12	347.0	51.3		Simon Hinge - Robert van Riel		O
12	21	340.0	50.3		Ahmed Alruwayeh - Saud Altatan		O
13	6	339.0	50.1	50.1	Kuo-Wen Chen - Yun-An Chen		O
	15	339.0	50.1	50.1	Joyjit Sensarma - R Krishnan		O
15	4	338.0	50.0	50.0	Ding Yuanzhe - Jiang Tong		O
	20	338.0	50.0	50.0	Ashok Ruia - R Sreekrishnan		O
17	22	336.0	49.7		Marianne Kamarkar - Rupa Bakeri		O
18	24	328.0	48.5		Hansang Lee - Jaemin Chun		O
19	5	326.0	48.2		Christy Geromboux - John Newman		O
20	2	322.0	47.6		Jaturong Sasibut - Wanchai Danwachira		O
21	10	320.0	47.3		Bruce Neill - Avinash Kanetkar		O
22	28	304.0	45.0		Chua Gang - Seet Chong Cheng		O
23	9	300.0	44.4	44.4	Heng Aik Koan - Liao Kuo Tang		O
	23	300.0	44.4	44.4	Jaiyong Ahn - Jackie Sohn		O
25	25	294.0	43.5		Tadashi Yoshida - Ina Yu		O
26	14	263.0	38.9		Youngmee Kim - Dai Jianming		O
27	17	240.0	35.5		Baron Ng - Tony Lau		O
28	8	235.0	34.8		Badal Chandra Das - Arun Jain		O

51th APBF Open Pairs Final

2017-06-07

14 tables, 28 pairs. Number of boards: 26. Average: 338.0. Tiebreak.

**Result
Session 1**

<p>1</p> <p>A32 AKQ6 A3 K974</p> <p>KJ10 J8543 K4 A52</p> <p>Q 1097 Q852 J10863</p> <p></p> <p>987654 2 J10976 Q</p> <table border="1"> <thead> <tr> <th>#</th> <th>Result</th> <th>Score</th> </tr> </thead> <tbody> <tr> <td>2</td> <td>420</td> <td>25.0 1.0</td> </tr> <tr> <td>1</td> <td>200</td> <td>22.0 4.0</td> </tr> <tr> <td>11</td> <td>-50</td> <td>10.0 16.0</td> </tr> </tbody> </table>	#	Result	Score	2	420	25.0 1.0	1	200	22.0 4.0	11	-50	10.0 16.0	<p>2</p> <p>---</p> <p>Q1083 109863 J1064</p> <p>AJ986 J62 AKQJ 8</p> <p>Q10743 94 4 AKQ95</p> <p></p> <p>K52 AK75 752 732</p> <table border="1"> <thead> <tr> <th>#</th> <th>Result</th> <th>Score</th> </tr> </thead> <tbody> <tr> <td>4</td> <td>50</td> <td>23.0 3.0</td> </tr> <tr> <td>2</td> <td>-420</td> <td>17.0 9.0</td> </tr> <tr> <td>7</td> <td>-450</td> <td>8.0 18.0</td> </tr> <tr> <td>1</td> <td>-480</td> <td>0.0 26.0</td> </tr> </tbody> </table>	#	Result	Score	4	50	23.0 3.0	2	-420	17.0 9.0	7	-450	8.0 18.0	1	-480	0.0 26.0	<p>3</p> <p>32 A42 8762 Q963</p> <p>K94 875 AJ1095 J7</p> <p>10765 963 K43 A82</p> <p></p> <p>AQJ8 KQJ10 Q K1054</p> <table border="1"> <thead> <tr> <th>#</th> <th>Result</th> <th>Score</th> </tr> </thead> <tbody> <tr> <td>3</td> <td>400</td> <td>24.0 2.0</td> </tr> <tr> <td>2</td> <td>170</td> <td>19.0 7.0</td> </tr> <tr> <td>1</td> <td>150</td> <td>16.0 10.0</td> </tr> <tr> <td>4</td> <td>130</td> <td>11.0 15.0</td> </tr> <tr> <td>1</td> <td>110</td> <td>6.0 20.0</td> </tr> <tr> <td>1</td> <td>-50</td> <td>4.0 22.0</td> </tr> <tr> <td>1</td> <td>-100</td> <td>2.0 24.0</td> </tr> <tr> <td>1</td> <td>-150</td> <td>0.0 26.0</td> </tr> </tbody> </table>	#	Result	Score	3	400	24.0 2.0	2	170	19.0 7.0	1	150	16.0 10.0	4	130	11.0 15.0	1	110	6.0 20.0	1	-50	4.0 22.0	1	-100	2.0 24.0	1	-150	0.0 26.0															
#	Result	Score																																																																					
2	420	25.0 1.0																																																																					
1	200	22.0 4.0																																																																					
11	-50	10.0 16.0																																																																					
#	Result	Score																																																																					
4	50	23.0 3.0																																																																					
2	-420	17.0 9.0																																																																					
7	-450	8.0 18.0																																																																					
1	-480	0.0 26.0																																																																					
#	Result	Score																																																																					
3	400	24.0 2.0																																																																					
2	170	19.0 7.0																																																																					
1	150	16.0 10.0																																																																					
4	130	11.0 15.0																																																																					
1	110	6.0 20.0																																																																					
1	-50	4.0 22.0																																																																					
1	-100	2.0 24.0																																																																					
1	-150	0.0 26.0																																																																					
<p>4</p> <p>AJ8 A7 97 Q96543</p> <p>764 KQ54 1062 KJ7</p> <p>KQ953 J862 AKQ4 ---</p> <p></p> <p>102 1093 J853 A1082</p> <table border="1"> <thead> <tr> <th>#</th> <th>Result</th> <th>Score</th> </tr> </thead> <tbody> <tr> <td>1</td> <td>300</td> <td>26.0 0.0</td> </tr> <tr> <td>1</td> <td>100</td> <td>24.0 2.0</td> </tr> <tr> <td>1</td> <td>-140</td> <td>22.0 4.0</td> </tr> <tr> <td>2</td> <td>-200</td> <td>19.0 7.0</td> </tr> <tr> <td>4</td> <td>-620</td> <td>13.0 13.0</td> </tr> <tr> <td>4</td> <td>-650</td> <td>5.0 21.0</td> </tr> <tr> <td>1</td> <td>-1100</td> <td>0.0 26.0</td> </tr> </tbody> </table>	#	Result	Score	1	300	26.0 0.0	1	100	24.0 2.0	1	-140	22.0 4.0	2	-200	19.0 7.0	4	-620	13.0 13.0	4	-650	5.0 21.0	1	-1100	0.0 26.0	<p>5</p> <p>K94 9876 A5 Q852</p> <p>A653 A103 K642 63</p> <p>J1072 KJ5 Q107 A104</p> <p></p> <p>Q8 Q42 J983 KJ97</p> <table border="1"> <thead> <tr> <th>#</th> <th>Result</th> <th>Score</th> </tr> </thead> <tbody> <tr> <td>1</td> <td>-90</td> <td>26.0 0.0</td> </tr> <tr> <td>1</td> <td>-110</td> <td>24.0 2.0</td> </tr> <tr> <td>2</td> <td>-120</td> <td>21.0 5.0</td> </tr> <tr> <td>7</td> <td>-140</td> <td>12.0 14.0</td> </tr> <tr> <td>2</td> <td>-150</td> <td>3.0 23.0</td> </tr> <tr> <td>1</td> <td>-170</td> <td>0.0 26.0</td> </tr> </tbody> </table>	#	Result	Score	1	-90	26.0 0.0	1	-110	24.0 2.0	2	-120	21.0 5.0	7	-140	12.0 14.0	2	-150	3.0 23.0	1	-170	0.0 26.0	<p>6</p> <p>J83 82 AKJ107 987</p> <p>97652 QJ6 Q J1032</p> <p>KQ104 10543 3 AQ64</p> <p></p> <p>A AK97 986542 K5</p> <table border="1"> <thead> <tr> <th>#</th> <th>Result</th> <th>Score</th> </tr> </thead> <tbody> <tr> <td>1</td> <td>1100</td> <td>26.0 0.0</td> </tr> <tr> <td>1</td> <td>1090</td> <td>24.0 2.0</td> </tr> <tr> <td>1</td> <td>650</td> <td>22.0 4.0</td> </tr> <tr> <td>1</td> <td>440</td> <td>20.0 6.0</td> </tr> <tr> <td>8</td> <td>420</td> <td>11.0 15.0</td> </tr> <tr> <td>1</td> <td>170</td> <td>2.0 24.0</td> </tr> <tr> <td>1</td> <td>150</td> <td>0.0 26.0</td> </tr> </tbody> </table>	#	Result	Score	1	1100	26.0 0.0	1	1090	24.0 2.0	1	650	22.0 4.0	1	440	20.0 6.0	8	420	11.0 15.0	1	170	2.0 24.0	1	150	0.0 26.0
#	Result	Score																																																																					
1	300	26.0 0.0																																																																					
1	100	24.0 2.0																																																																					
1	-140	22.0 4.0																																																																					
2	-200	19.0 7.0																																																																					
4	-620	13.0 13.0																																																																					
4	-650	5.0 21.0																																																																					
1	-1100	0.0 26.0																																																																					
#	Result	Score																																																																					
1	-90	26.0 0.0																																																																					
1	-110	24.0 2.0																																																																					
2	-120	21.0 5.0																																																																					
7	-140	12.0 14.0																																																																					
2	-150	3.0 23.0																																																																					
1	-170	0.0 26.0																																																																					
#	Result	Score																																																																					
1	1100	26.0 0.0																																																																					
1	1090	24.0 2.0																																																																					
1	650	22.0 4.0																																																																					
1	440	20.0 6.0																																																																					
8	420	11.0 15.0																																																																					
1	170	2.0 24.0																																																																					
1	150	0.0 26.0																																																																					







51th APBF Open Pairs Final

2017-06-07

Result

Session 1

14 tables, 28 pairs. Number of boards: 26. Average: 338.0. Tiebreak.

<p>7</p> <p>K3 AK8652 975 104</p> <p>A1054 Q104 Q843 A9</p>  <p>Q86 7 KJ62 QJ762</p> <p>J972 J93 A10 K853</p> <table border="1"> <thead> <tr> <th>#</th> <th>Result</th> <th>Score</th> </tr> </thead> <tbody> <tr><td>1</td><td>200</td><td>26.0 0.0</td></tr> <tr><td>1</td><td>110</td><td>24.0 2.0</td></tr> <tr><td>1</td><td>100</td><td>22.0 4.0</td></tr> <tr><td>6</td><td>-100</td><td>15.0 11.0</td></tr> <tr><td>2</td><td>-110</td><td>7.0 19.0</td></tr> <tr><td>1</td><td>-130</td><td>4.0 22.0</td></tr> <tr><td>2</td><td>-140</td><td>1.0 25.0</td></tr> </tbody> </table>	#	Result	Score	1	200	26.0 0.0	1	110	24.0 2.0	1	100	22.0 4.0	6	-100	15.0 11.0	2	-110	7.0 19.0	1	-130	4.0 22.0	2	-140	1.0 25.0	<p>8</p> <p>109852 862 A5 J52</p> <p>---</p> <p>KQ743 Q9862 1063</p>  <p>AKQJ ---</p> <p>KJ10743 AQ9</p> <p>7643 AJ1095 ---</p> <p>K874</p> <table border="1"> <thead> <tr> <th>#</th> <th>Result</th> <th>Score</th> </tr> </thead> <tbody> <tr><td>1</td><td>-300</td><td>26.0 0.0</td></tr> <tr><td>2</td><td>-420</td><td>23.0 3.0</td></tr> <tr><td>2</td><td>-460</td><td>19.0 7.0</td></tr> <tr><td>1</td><td>-500</td><td>16.0 10.0</td></tr> <tr><td>7</td><td>-920</td><td>8.0 18.0</td></tr> <tr><td>1</td><td>-1400</td><td>0.0 26.0</td></tr> </tbody> </table>	#	Result	Score	1	-300	26.0 0.0	2	-420	23.0 3.0	2	-460	19.0 7.0	1	-500	16.0 10.0	7	-920	8.0 18.0	1	-1400	0.0 26.0	<p>9</p> <p>K85 5 QJ10865 Q64</p> <p>A93 K76 7432 J93</p>  <p>106 A1098432 9 AK10</p> <p>QJ742 QJ AK 8752</p> <table border="1"> <thead> <tr> <th>#</th> <th>Result</th> <th>Score</th> </tr> </thead> <tbody> <tr><td>1</td><td>100</td><td>26.0 0.0</td></tr> <tr><td>1</td><td>-150</td><td>24.0 2.0</td></tr> <tr><td>1</td><td>-300</td><td>22.0 4.0</td></tr> <tr><td>2</td><td>-620</td><td>19.0 7.0</td></tr> <tr><td>7</td><td>-650</td><td>10.0 16.0</td></tr> <tr><td>2</td><td>-680</td><td>1.0 25.0</td></tr> </tbody> </table>	#	Result	Score	1	100	26.0 0.0	1	-150	24.0 2.0	1	-300	22.0 4.0	2	-620	19.0 7.0	7	-650	10.0 16.0	2	-680	1.0 25.0
#	Result	Score																																																																		
1	200	26.0 0.0																																																																		
1	110	24.0 2.0																																																																		
1	100	22.0 4.0																																																																		
6	-100	15.0 11.0																																																																		
2	-110	7.0 19.0																																																																		
1	-130	4.0 22.0																																																																		
2	-140	1.0 25.0																																																																		
#	Result	Score																																																																		
1	-300	26.0 0.0																																																																		
2	-420	23.0 3.0																																																																		
2	-460	19.0 7.0																																																																		
1	-500	16.0 10.0																																																																		
7	-920	8.0 18.0																																																																		
1	-1400	0.0 26.0																																																																		
#	Result	Score																																																																		
1	100	26.0 0.0																																																																		
1	-150	24.0 2.0																																																																		
1	-300	22.0 4.0																																																																		
2	-620	19.0 7.0																																																																		
7	-650	10.0 16.0																																																																		
2	-680	1.0 25.0																																																																		
<p>10</p> <p>7 942 10432 KJ1082</p> <p>Q9853 Q85 AJ76 5</p>  <p>AKJ6 K1063 KQ 943</p> <p>1042 AJ7 985 AQ76</p> <table border="1"> <thead> <tr> <th>#</th> <th>Result</th> <th>Score</th> </tr> </thead> <tbody> <tr><td>14</td><td>-650</td><td>13.0 13.0</td></tr> </tbody> </table>	#	Result	Score	14	-650	13.0 13.0	<p>11</p> <p>AKJ942 K AQ42 J5</p> <p>Q1076 J42 K9873 K</p>  <p>3 AQ76 65 A87432</p> <p>85 109853 J10 Q1096</p> <table border="1"> <thead> <tr> <th>#</th> <th>Result</th> <th>Score</th> </tr> </thead> <tbody> <tr><td>1</td><td>430</td><td>26.0 0.0</td></tr> <tr><td>1</td><td>420</td><td>24.0 2.0</td></tr> <tr><td>2</td><td>170</td><td>21.0 5.0</td></tr> <tr><td>1</td><td>140</td><td>18.0 8.0</td></tr> <tr><td>8</td><td>110</td><td>9.0 17.0</td></tr> <tr><td>1</td><td>50</td><td>0.0 26.0</td></tr> </tbody> </table>	#	Result	Score	1	430	26.0 0.0	1	420	24.0 2.0	2	170	21.0 5.0	1	140	18.0 8.0	8	110	9.0 17.0	1	50	0.0 26.0	<p>12</p> <p>---</p> <p>J97652 AQ3 AQJ8</p> <p>A9 K K108754 10743</p>  <p>KQJ642 Q843 2 96</p> <p>108753 A10 J96 K52</p> <table border="1"> <thead> <tr> <th>#</th> <th>Result</th> <th>Score</th> </tr> </thead> <tbody> <tr><td>1</td><td>650</td><td>26.0 0.0</td></tr> <tr><td>4</td><td>300</td><td>21.0 5.0</td></tr> <tr><td>1</td><td>200</td><td>16.0 10.0</td></tr> <tr><td>1</td><td>140</td><td>14.0 12.0</td></tr> <tr><td>4</td><td>100</td><td>9.0 17.0</td></tr> <tr><td>2</td><td>50</td><td>3.0 23.0</td></tr> <tr><td>1</td><td>-470</td><td>0.0 26.0</td></tr> </tbody> </table>	#	Result	Score	1	650	26.0 0.0	4	300	21.0 5.0	1	200	16.0 10.0	1	140	14.0 12.0	4	100	9.0 17.0	2	50	3.0 23.0	1	-470	0.0 26.0															
#	Result	Score																																																																		
14	-650	13.0 13.0																																																																		
#	Result	Score																																																																		
1	430	26.0 0.0																																																																		
1	420	24.0 2.0																																																																		
2	170	21.0 5.0																																																																		
1	140	18.0 8.0																																																																		
8	110	9.0 17.0																																																																		
1	50	0.0 26.0																																																																		
#	Result	Score																																																																		
1	650	26.0 0.0																																																																		
4	300	21.0 5.0																																																																		
1	200	16.0 10.0																																																																		
1	140	14.0 12.0																																																																		
4	100	9.0 17.0																																																																		
2	50	3.0 23.0																																																																		
1	-470	0.0 26.0																																																																		

51th APBF Open Pairs Final

2017-06-07

14 tables, 28 pairs. Number of boards: 26. Average: 338.0. Tiebreak.

**Result
Session 1**

<p>13</p> <p>J65 K10763 Q A986</p> <p>KQ10972 A4 J8 A4 K1062 AJ874 7 Q432</p> <p>83 Q952 953 KJ105</p> <p># Result Score</p> <p>1 -240 26.0 0.0</p> <p>13 -680 12.0 14.0</p>	<p>14</p> <p>Q652 K1098 10864 Q</p> <p>J A974 --- 7432 QJ532 AK7 AK98764 J5</p> <p>K1083 AQJ65 9 1032</p> <p># Result Score</p> <p>1 50 26.0 0.0</p> <p>1 -170 24.0 2.0</p> <p>1 -300 22.0 4.0</p> <p>5 -440 16.0 10.0</p> <p>2 -920 9.0 17.0</p> <p>4 -940 3.0 23.0</p>	<p>15</p> <p>J43 6 AK1076 AKQ7</p> <p>9 AQ10 KQJ953 A1084 J983 Q542 103 86</p> <p>K87652 72 --- J9542</p> <p># Result Score</p> <p>2 790 25.0 1.0</p> <p>4 620 19.0 7.0</p> <p>1 500 14.0 12.0</p> <p>3 -100 10.0 16.0</p> <p>2 -200 5.0 21.0</p> <p>1 -300 2.0 24.0</p> <p>1 -500 0.0 26.0</p> <p>18 24 Penalty -6.5 0.0</p>
--	--	---

51th APBF Open Pairs Final

2017-06-07

14 tables, 28 pairs. Number of boards: 26. Average: 338.0. Tiebreak.

**Result
Session 1**

<p>16</p> <p>K A10965 Q9875 98</p> <p>Q6 J 1064 KJ107652</p> <p>87532 732 K2 A43</p> <p>AJ1094 KQ84 AJ3 Q</p> <table border="1" style="margin-left: 20px;"> <tr><td>●</td><td>—</td></tr> </table> <table border="1"> <thead> <tr> <th>#</th> <th>Result</th> <th>Score</th> </tr> </thead> <tbody> <tr><td>1</td><td>510</td><td>26.0 0.0</td></tr> <tr><td>10</td><td>480</td><td>15.0 11.0</td></tr> <tr><td>2</td><td>450</td><td>3.0 23.0</td></tr> <tr><td>1</td><td>200</td><td>0.0 26.0</td></tr> </tbody> </table>	●	—	#	Result	Score	1	510	26.0 0.0	10	480	15.0 11.0	2	450	3.0 23.0	1	200	0.0 26.0	<p>17</p> <p>A86 32 AJ AK10972</p> <p>KQJ10 5 Q54 Q8654</p> <p>72 KQJ987 98732 ---</p> <p>9543 A1064 K106 J3</p> <table border="1" style="margin-left: 20px;"> <tr><td>●</td><td></td></tr> </table> <table border="1"> <thead> <tr> <th>#</th> <th>Result</th> <th>Score</th> </tr> </thead> <tbody> <tr><td>1</td><td>500</td><td>26.0 0.0</td></tr> <tr><td>3</td><td>400</td><td>22.0 4.0</td></tr> <tr><td>3</td><td>300</td><td>16.0 10.0</td></tr> <tr><td>1</td><td>110</td><td>12.0 14.0</td></tr> <tr><td>1</td><td>100</td><td>10.0 16.0</td></tr> <tr><td>1</td><td>50</td><td>8.0 18.0</td></tr> <tr><td>1</td><td>-50</td><td>6.0 20.0</td></tr> <tr><td>2</td><td>-100</td><td>3.0 23.0</td></tr> <tr><td>1</td><td>-500</td><td>0.0 26.0</td></tr> </tbody> </table>	●		#	Result	Score	1	500	26.0 0.0	3	400	22.0 4.0	3	300	16.0 10.0	1	110	12.0 14.0	1	100	10.0 16.0	1	50	8.0 18.0	1	-50	6.0 20.0	2	-100	3.0 23.0	1	-500	0.0 26.0	<p>18</p> <p>K 98632 Q105 AQ74</p> <p>96532 AK5 J2 KJ8</p> <p>AQJ84 J10 984 1096</p> <table border="1" style="margin-left: 20px;"> <tr><td></td><td> </td><td>●</td></tr> </table> <table border="1"> <thead> <tr> <th>#</th> <th>Result</th> <th>Score</th> </tr> </thead> <tbody> <tr><td>1</td><td>110</td><td>26.0 0.0</td></tr> <tr><td>1</td><td>100</td><td>24.0 2.0</td></tr> <tr><td>4</td><td>50</td><td>19.0 7.0</td></tr> <tr><td>7</td><td>-140</td><td>8.0 18.0</td></tr> <tr><td>1</td><td>-500</td><td>0.0 26.0</td></tr> </tbody> </table>			●	#	Result	Score	1	110	26.0 0.0	1	100	24.0 2.0	4	50	19.0 7.0	7	-140	8.0 18.0	1	-500	0.0 26.0
●	—																																																																							
#	Result	Score																																																																						
1	510	26.0 0.0																																																																						
10	480	15.0 11.0																																																																						
2	450	3.0 23.0																																																																						
1	200	0.0 26.0																																																																						
●																																																																								
#	Result	Score																																																																						
1	500	26.0 0.0																																																																						
3	400	22.0 4.0																																																																						
3	300	16.0 10.0																																																																						
1	110	12.0 14.0																																																																						
1	100	10.0 16.0																																																																						
1	50	8.0 18.0																																																																						
1	-50	6.0 20.0																																																																						
2	-100	3.0 23.0																																																																						
1	-500	0.0 26.0																																																																						
		●																																																																						
#	Result	Score																																																																						
1	110	26.0 0.0																																																																						
1	100	24.0 2.0																																																																						
4	50	19.0 7.0																																																																						
7	-140	8.0 18.0																																																																						
1	-500	0.0 26.0																																																																						







51th APBF Open Pairs Final

2017-06-07

Result

Session 1

14 tables, 28 pairs. Number of boards: 26. Average: 338.0. Tiebreak.



<p>19 AJ87 1097 A5 QJ96</p> <p>Q65 94 A53  K842 K94 J10632 A743 K8</p> <p>K1032 QJ6 Q87 1052</p> <table border="1"> <thead> <tr> <th>#</th> <th>Result</th> <th>Score</th> </tr> </thead> <tbody> <tr><td>1</td><td>200</td><td>26.0 0.0</td></tr> <tr><td>1</td><td>140</td><td>24.0 2.0</td></tr> <tr><td>2</td><td>100</td><td>21.0 5.0</td></tr> <tr><td>5</td><td>-50</td><td>14.0 12.0</td></tr> <tr><td>2</td><td>-90</td><td>7.0 19.0</td></tr> <tr><td>1</td><td>-100</td><td>4.0 22.0</td></tr> <tr><td>2</td><td>-110</td><td>1.0 25.0</td></tr> </tbody> </table>	#	Result	Score	1	200	26.0 0.0	1	140	24.0 2.0	2	100	21.0 5.0	5	-50	14.0 12.0	2	-90	7.0 19.0	1	-100	4.0 22.0	2	-110	1.0 25.0	<p>20 974 K3 K982 A1095</p> <p>A10853 QJ6 108 AQ96 A1076  QJ 83 J642</p> <p>K2 J7542 543 KQ7</p> <table border="1"> <thead> <tr> <th>#</th> <th>Result</th> <th>Score</th> </tr> </thead> <tbody> <tr><td>1</td><td>0</td><td>26.0 0.0</td></tr> <tr><td>1</td><td>-150</td><td>24.0 2.0</td></tr> <tr><td>7</td><td>-170</td><td>16.0 10.0</td></tr> <tr><td>5</td><td>-180</td><td>4.0 22.0</td></tr> </tbody> </table>	#	Result	Score	1	0	26.0 0.0	1	-150	24.0 2.0	7	-170	16.0 10.0	5	-180	4.0 22.0	<p>21 10843 J9 KJ AKQJ8</p> <p>5 AJ9762 --- AQ82 AQ1098753  6 9732 104</p> <p>KQ K1076543 42 65</p> <table border="1"> <thead> <tr> <th>#</th> <th>Result</th> <th>Score</th> </tr> </thead> <tbody> <tr><td>2</td><td>300</td><td>25.0 1.0</td></tr> <tr><td>5</td><td>100</td><td>18.0 8.0</td></tr> <tr><td>2</td><td>-100</td><td>11.0 15.0</td></tr> <tr><td>1</td><td>-130</td><td>8.0 18.0</td></tr> <tr><td>4</td><td>-200</td><td>3.0 23.0</td></tr> </tbody> </table>	#	Result	Score	2	300	25.0 1.0	5	100	18.0 8.0	2	-100	11.0 15.0	1	-130	8.0 18.0	4	-200	3.0 23.0
#	Result	Score																																																									
1	200	26.0 0.0																																																									
1	140	24.0 2.0																																																									
2	100	21.0 5.0																																																									
5	-50	14.0 12.0																																																									
2	-90	7.0 19.0																																																									
1	-100	4.0 22.0																																																									
2	-110	1.0 25.0																																																									
#	Result	Score																																																									
1	0	26.0 0.0																																																									
1	-150	24.0 2.0																																																									
7	-170	16.0 10.0																																																									
5	-180	4.0 22.0																																																									
#	Result	Score																																																									
2	300	25.0 1.0																																																									
5	100	18.0 8.0																																																									
2	-100	11.0 15.0																																																									
1	-130	8.0 18.0																																																									
4	-200	3.0 23.0																																																									
<p>22 J754 K AK8653 J5</p> <p>KQ1086 A2 Q732  109865 74 QJ 106 9743</p> <p>93 AJ4 1092 AKQ82</p> <table border="1"> <thead> <tr> <th>#</th> <th>Result</th> <th>Score</th> </tr> </thead> <tbody> <tr><td>1</td><td>520</td><td>26.0 0.0</td></tr> <tr><td>3</td><td>490</td><td>22.0 4.0</td></tr> <tr><td>3</td><td>460</td><td>16.0 10.0</td></tr> <tr><td>2</td><td>430</td><td>11.0 15.0</td></tr> <tr><td>3</td><td>400</td><td>6.0 20.0</td></tr> <tr><td>1</td><td>130</td><td>2.0 24.0</td></tr> <tr><td>1</td><td>-100</td><td>0.0 26.0</td></tr> </tbody> </table>	#	Result	Score	1	520	26.0 0.0	3	490	22.0 4.0	3	460	16.0 10.0	2	430	11.0 15.0	3	400	6.0 20.0	1	130	2.0 24.0	1	-100	0.0 26.0	<p>23 8543 A43 AJ82 74</p> <p>962 AQ7 QJ65  109872 10953 KQ7 K3 A6</p> <p>KJ10 K 64 QJ109852</p> <table border="1"> <thead> <tr> <th>#</th> <th>Result</th> <th>Score</th> </tr> </thead> <tbody> <tr><td>1</td><td>710</td><td>26.0 0.0</td></tr> <tr><td>7</td><td>200</td><td>18.0 8.0</td></tr> <tr><td>1</td><td>130</td><td>10.0 16.0</td></tr> <tr><td>5</td><td>100</td><td>4.0 22.0</td></tr> </tbody> </table>	#	Result	Score	1	710	26.0 0.0	7	200	18.0 8.0	1	130	10.0 16.0	5	100	4.0 22.0	<p>24 AQ654 J3 A1087 93</p> <p>108 KJ73 AQ72  K KQ965 42 52 AKQJ108</p> <p>92 1098654 J3 764</p> <table border="1"> <thead> <tr> <th>#</th> <th>Result</th> <th>Score</th> </tr> </thead> <tbody> <tr><td>1</td><td>100</td><td>26.0 0.0</td></tr> <tr><td>1</td><td>50</td><td>24.0 2.0</td></tr> <tr><td>2</td><td>-150</td><td>21.0 5.0</td></tr> <tr><td>9</td><td>-460</td><td>10.0 16.0</td></tr> <tr><td>1</td><td>-490</td><td>0.0 26.0</td></tr> </tbody> </table>	#	Result	Score	1	100	26.0 0.0	1	50	24.0 2.0	2	-150	21.0 5.0	9	-460	10.0 16.0	1	-490	0.0 26.0
#	Result	Score																																																									
1	520	26.0 0.0																																																									
3	490	22.0 4.0																																																									
3	460	16.0 10.0																																																									
2	430	11.0 15.0																																																									
3	400	6.0 20.0																																																									
1	130	2.0 24.0																																																									
1	-100	0.0 26.0																																																									
#	Result	Score																																																									
1	710	26.0 0.0																																																									
7	200	18.0 8.0																																																									
1	130	10.0 16.0																																																									
5	100	4.0 22.0																																																									
#	Result	Score																																																									
1	100	26.0 0.0																																																									
1	50	24.0 2.0																																																									
2	-150	21.0 5.0																																																									
9	-460	10.0 16.0																																																									
1	-490	0.0 26.0																																																									

51th APBF Open Pairs Final

2017-06-07

14 tables, 28 pairs. Number of boards: 26. Average: 338.0. Tiebreak.

**Result
Session 1**

<p>25 AKQ62 J6 9843 K10</p> <p>J1074 --- J752 98732</p> <p style="text-align: center;">  </p> <p>853 KQ1094 A AQJ4</p> <p>9 A87532 KQ106 65</p>	<p>26 AKQ96 J542 A743 ---</p> <p>J42 87 952 QJ954</p> <p style="text-align: center;">  </p> <p>10753 K63 8 AK1073</p> <p>8 AQ109 KQJ106 862</p>																																																												
<table border="1"> <thead> <tr> <th>#</th> <th>Result</th> <th>Score</th> </tr> </thead> <tbody> <tr><td>1</td><td>800</td><td>26.0 0.0</td></tr> <tr><td>1</td><td>500</td><td>24.0 2.0</td></tr> <tr><td>1</td><td>400</td><td>22.0 4.0</td></tr> <tr><td>1</td><td>300</td><td>20.0 6.0</td></tr> <tr><td>4</td><td>200</td><td>15.0 11.0</td></tr> <tr><td>1</td><td>110</td><td>10.0 16.0</td></tr> <tr><td>1</td><td>-50</td><td>8.0 18.0</td></tr> <tr><td>1</td><td>-110</td><td>6.0 20.0</td></tr> <tr><td>2</td><td>-130</td><td>3.0 23.0</td></tr> <tr><td>1</td><td>-200</td><td>0.0 26.0</td></tr> </tbody> </table>	#	Result	Score	1	800	26.0 0.0	1	500	24.0 2.0	1	400	22.0 4.0	1	300	20.0 6.0	4	200	15.0 11.0	1	110	10.0 16.0	1	-50	8.0 18.0	1	-110	6.0 20.0	2	-130	3.0 23.0	1	-200	0.0 26.0	<table border="1"> <thead> <tr> <th>#</th> <th>Result</th> <th>Score</th> </tr> </thead> <tbody> <tr><td>1</td><td>2140</td><td>26.0 0.0</td></tr> <tr><td>3</td><td>1460</td><td>22.0 4.0</td></tr> <tr><td>3</td><td>1390</td><td>16.0 10.0</td></tr> <tr><td>2</td><td>710</td><td>11.0 15.0</td></tr> <tr><td>1</td><td>600</td><td>8.0 18.0</td></tr> <tr><td>1</td><td>230</td><td>6.0 20.0</td></tr> <tr><td>2</td><td>200</td><td>3.0 23.0</td></tr> <tr><td>1</td><td>190</td><td>0.0 26.0</td></tr> </tbody> </table>	#	Result	Score	1	2140	26.0 0.0	3	1460	22.0 4.0	3	1390	16.0 10.0	2	710	11.0 15.0	1	600	8.0 18.0	1	230	6.0 20.0	2	200	3.0 23.0	1	190	0.0 26.0
#	Result	Score																																																											
1	800	26.0 0.0																																																											
1	500	24.0 2.0																																																											
1	400	22.0 4.0																																																											
1	300	20.0 6.0																																																											
4	200	15.0 11.0																																																											
1	110	10.0 16.0																																																											
1	-50	8.0 18.0																																																											
1	-110	6.0 20.0																																																											
2	-130	3.0 23.0																																																											
1	-200	0.0 26.0																																																											
#	Result	Score																																																											
1	2140	26.0 0.0																																																											
3	1460	22.0 4.0																																																											
3	1390	16.0 10.0																																																											
2	710	11.0 15.0																																																											
1	600	8.0 18.0																																																											
1	230	6.0 20.0																																																											
2	200	3.0 23.0																																																											
1	190	0.0 26.0																																																											