
























































Men Team Qualifying Butler

| Rank | Name | CorrectButler | Team | Butler | AOB | XIMPs | boards |
|------|-------------------|---------------|--|--------|--------|-------|--------|
| 1 | Dong Chunhui | 0.832 |  China | 1.067 | -0.235 | 128 | 120 |
| 1 | Wei Yu | 0.832 |  China | 1.067 | -0.235 | 128 | 120 |
| 3 | Agus Kustrijanto | 0.630 |  Indonesia | 0.593 | 0.037 | 83 | 140 |
| 3 | Santoso Sie | 0.630 |  Indonesia | 0.593 | 0.037 | 83 | 140 |
| 5 | Henky Lasut | 0.533 |  Indonesia | 0.660 | -0.127 | 66 | 100 |
| 6 | Franky Karwur | 0.465 |  Indonesia | 0.525 | -0.060 | 63 | 120 |
| 7 | C Chantamas | 0.462 |  Thailand | 0.275 | 0.187 | 33 | 120 |
| 7 | Kasemsuk Koomtako | 0.462 |  Thailand | 0.275 | 0.187 | 33 | 120 |
| 9 | Chi Jen-lee | 0.456 |  Chinese Taipei | 0.647 | -0.191 | 90 | 139 |
| 10 | K Limsinsophon | 0.434 |  Thailand | 0.092 | 0.342 | 11 | 120 |
| 10 | V Viriyamontchai | 0.434 |  Thailand | 0.092 | 0.342 | 11 | 120 |
| 12 | Desmond Oh | 0.417 |  Singapore | 0.311 | 0.106 | 56 | 180 |
| 12 | Romulus Tham | 0.417 |  Singapore | 0.311 | 0.106 | 56 | 180 |
| 14 | Jemmy Boyke Bojoh | 0.386 |  Indonesia | 0.600 | -0.214 | 60 | 100 |
| 15 | Pranab K BARDHAN | 0.361 |  India | 0.143 | 0.218 | 20 | 140 |
| 15 | Shibnath D SARKAR | 0.361 |  India | 0.143 | 0.218 | 20 | 140 |
| 17 | Paulus Sugandi | 0.342 |  Indonesia | 0.475 | -0.133 | 57 | 120 |
| 18 | Shih Juei-Yu | 0.331 |  Chinese Taipei | 0.352 | -0.021 | 56 | 159 |
| 19 | Wen-Hsu CHAO | 0.265 |  Chinese Taipei | 0.223 | 0.042 | 31 | 139 |

| | | | | | | | | |
|----|--------------------|--------|---|-----------------|--------|--------|-----|-----|
| 20 | cheng Kuo-paw | 0.264 |  | Chinese Taipei | 0.325 | -0.061 | 39 | 120 |
| 21 | Jaggy SHIVDASANI | 0.261 |  | India | 0.392 | -0.131 | 47 | 120 |
| 21 | Rajeshwar TEWARI | 0.261 |  | India | 0.392 | -0.131 | 47 | 120 |
| 23 | Baron NG C C | 0.230 |  | China Hong Kong | 0.425 | -0.195 | 51 | 120 |
| 23 | Tony LAU Pik Kin | 0.230 |  | China Hong Kong | 0.425 | -0.195 | 51 | 120 |
| 25 | Jing Xu | 0.193 |  | China | 0.244 | -0.051 | 29 | 119 |
| 25 | Shi Bin | 0.193 |  | China | 0.244 | -0.051 | 29 | 119 |
| 27 | Chih-Mou LIN | 0.187 |  | Chinese Taipei | 0.327 | -0.140 | 52 | 159 |
| 28 | MD Bahara Alam | 0.184 |  | Bangladesh | 0.150 | 0.034 | 27 | 180 |
| 28 | Pronab Kumar Saha | 0.184 |  | Bangladesh | 0.150 | 0.034 | 27 | 180 |
| 30 | Chen Yeh | 0 |  | Chinese Taipei | - | - | - | - |
| 30 | Mushfiqur R Mohan | 0 |  | Bangladesh | - | - | - | - |
| 32 | Koushik Mukherjee | -0.039 |  | India | 0.060 | -0.099 | 6 | 100 |
| 32 | Vikrant Mehta | -0.039 |  | India | 0.060 | -0.099 | 6 | 100 |
| 34 | Tan Sze Guan | -0.121 |  | Malaysia | -0.400 | 0.279 | -48 | 120 |
| 35 | Bi ShuGuang | -0.156 |  | China | -0.084 | -0.072 | -10 | 119 |
| 35 | He Wenjiong | -0.156 |  | China | -0.084 | -0.072 | -10 | 119 |
| 37 | Tan Su Beng | -0.178 |  | Malaysia | -0.189 | 0.011 | -34 | 180 |
| 38 | Derek ZEN | -0.208 |  | China Hong Kong | -0.483 | 0.275 | -58 | 120 |
| 38 | Samuel WAN | -0.208 |  | China Hong Kong | -0.483 | 0.275 | -58 | 120 |
| 40 | Dick Shek | -0.236 |  | Malaysia | -0.267 | 0.031 | -48 | 180 |
| 41 | David Law | -0.237 |  | Malaysia | -0.100 | -0.137 | -18 | 180 |
| 42 | Singsan Phromyothi | -0.246 |  | Thailand | 0.350 | -0.596 | 42 | 120 |

| | | | | | | | | |
|----|--------------------|--------|---|-----------------|--------|--------|------|-----|
| 42 | Wanchai danwachira | -0.246 |  | Thailand | 0.350 | -0.596 | 42 | 120 |
| 44 | Yau Ah Peng | -0.289 |  | Malaysia | -0.267 | -0.022 | -16 | 60 |
| 45 | Mai Guohui | -0.488 |  | China Hong Kong | -0.508 | 0.020 | -61 | 120 |
| 45 | Li Weijie | -0.488 |  | China Hong Kong | -0.508 | 0.020 | -61 | 120 |
| 47 | Eleazar Cabanilla | -0.491 |  | Philippines | -0.500 | 0.009 | -60 | 120 |
| 47 | George Soo | -0.491 |  | Philippines | -0.500 | 0.009 | -60 | 120 |
| 49 | Alberto Quiogue | -0.502 |  | Philippines | -0.775 | 0.273 | -93 | 120 |
| 49 | Joseph Maliwat | -0.502 |  | Philippines | -0.775 | 0.273 | -93 | 120 |
| 51 | Andrew Falcon | -0.650 |  | Philippines | -0.608 | -0.042 | -73 | 120 |
| 51 | George Francisco | -0.650 |  | Philippines | -0.608 | -0.042 | -73 | 120 |
| 53 | Ivan Mok | -0.692 |  | Singapore | -0.772 | 0.080 | -139 | 180 |
| 53 | Kelvin ONG | -0.692 |  | Singapore | -0.772 | 0.080 | -139 | 180 |
| 55 | Ali Ahammed | -0.963 |  | Bangladesh | -0.981 | 0.018 | -157 | 160 |
| 56 | Mohammad Al MAMUN | -0.978 |  | Bangladesh | -0.906 | -0.072 | -145 | 160 |
| 57 | M Assaduzzaman | -2.441 |  | Bangladesh | -3.150 | 0.709 | -126 | 40 |